




*Daniel Carpenter Mustang Reproductions, Inc.*



**Instructions for Convertibles and/or With Air  
1965 Console Assembly  
C5ZZ-6504536**






Use a coping saw to cut along the line edges of the located on the inside of the console. Depending on your needs, there are two different areas that might need cutting.

**WARNING:** Using an electric power tool is not advised since doing so increases the risk of damaging your console. We will not issue refunds for consoles damaged due to cutting errors.

cuts for convertible



cuts for A/C



use small file to smooth edges